
Ultrasound apps

World Congress of Ultrasound in Medical Education
Saturday, April 30, 2011
1:30 PM- 1:55 PM

Alvin F. Wells, MD, PhD

Director,
Rheumatology and Immunotherapy Center;
Adjunct Assistant Professor
Duke University Medical Center

What is an app?

- Short for application
- A small piece of dedicated software for an electronic device such as a computer or smart phone
- Apple made the term famous and now has the Apple App Store as part of iTunes for the iPhone, iPad, and iPod Touch
- Others have followed i.e. Blackberry, Android, others



Musculoskeletal Ultrasound Lite

Description

Musculoskeletal Ultrasound is a comprehensive database of ultrasound images of the musculoskeletal system for specialists or general practitioners and students in medicine and medical sciences.

...

...More

[Qualia Systemes Web Site >](#) [Musculoskeletal Ultrasound Lite Support >](#)

What's New in Version 1.2

Bug correction.

Free App

Category: Medical
Updated: Oct 20, 2010
Current Version: 1.2
1.2

Size: 9.4 MB
Language: English
Seller: Qualia Systemes
© 2010 Qualia Systèmes

Rated 4+

Requirements: Compatible with iPhone, iPod touch, and iPad. Requires iOS 3.0 or later

More iPhone Apps by Qualia Systemes



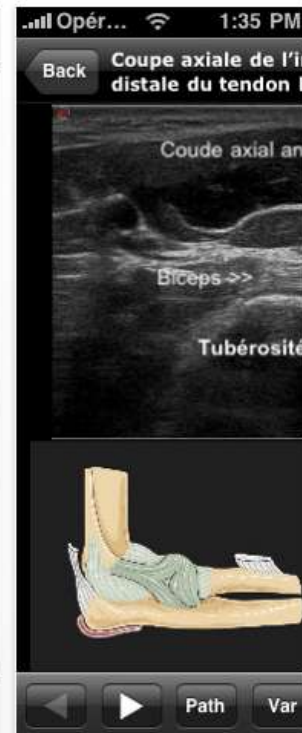
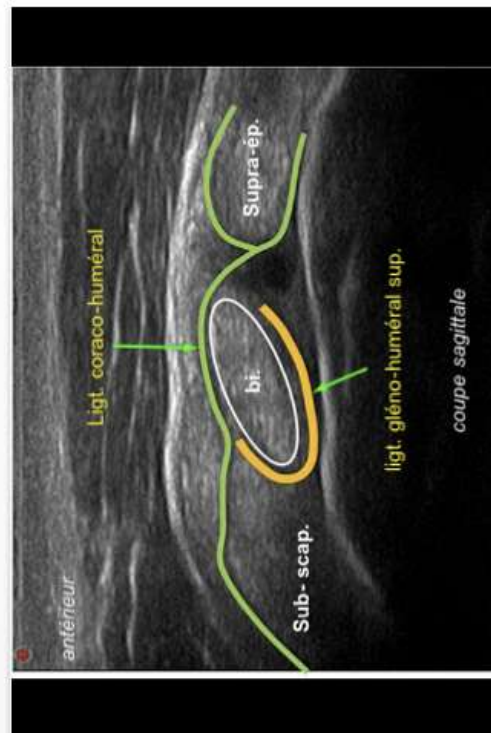
Musculoskeletal Ultrasound
Horoscope Purevoyance
pixojob
Vendeesign

iPhone Screenshots



Sur cette coupe sagittale antérieure, on visualise la tuméfaction hypoéchogène de l'insertion distale du biceps: enthésopathie.

La comparaison nau côté opposé est indispensable pour affirmer ce diagnostic.





\$4.99 Buy App

Category: Medical
Updated: Dec 15, 2010
Current Version: 2.1
2.1
Size: 95.0 MB
Language: English
Seller: Peter CANNING
© 2010

Emergency Medicine Ultrasound

Description

EM Ultrasound is an ultrasound course that fits in your pocket!

This application was developed by an Emergency Medicine physician as a reference to aid clinicians with basic ultrasound applications in the Emergency...

...More

EM Apps, LLC Web Site > Emergency Medicine Ultrasound Support >

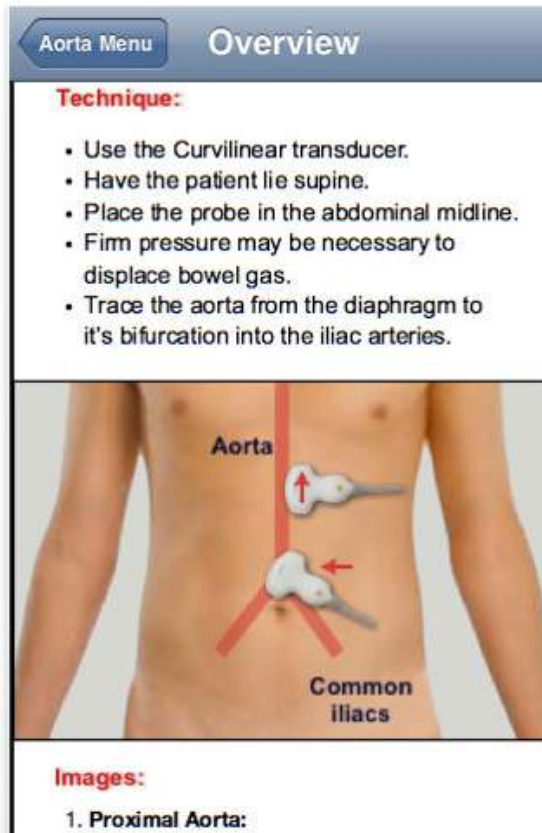
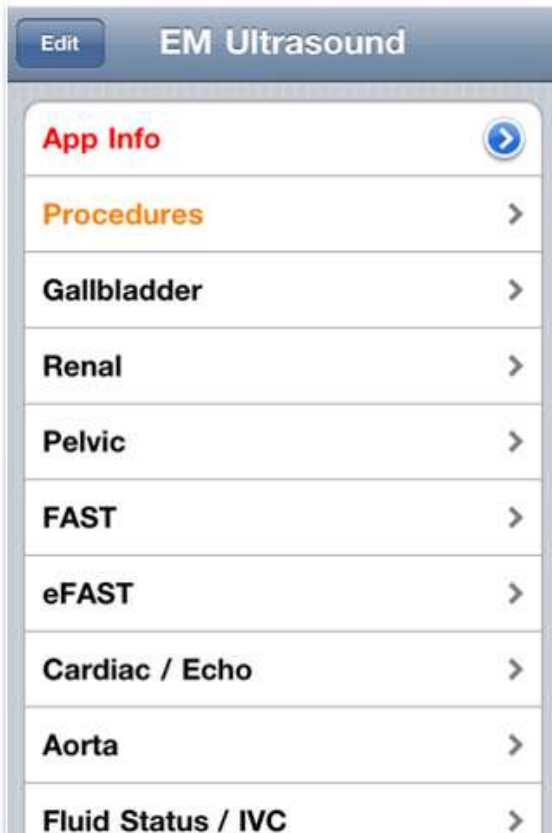
What's New in Version 2.1

Improved user interface.
Menu now re-arrangeable.

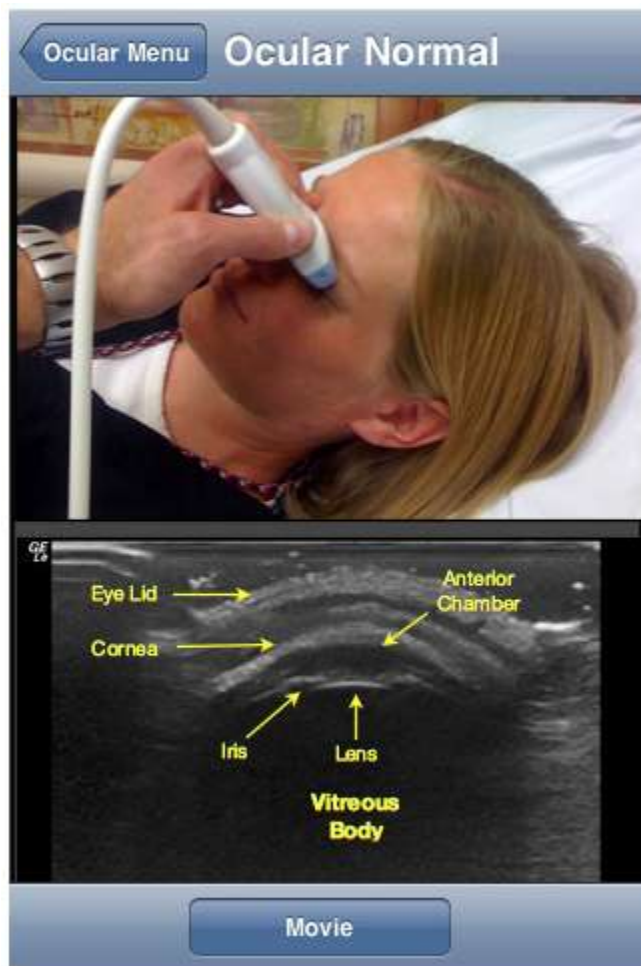
...

...More

iPhone Screenshots



Emergency Medicine Ultrasound



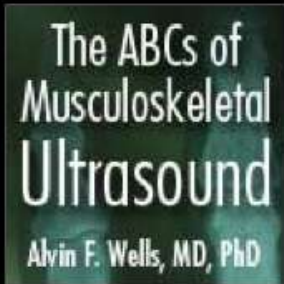
iTunes

All iTunes U for “emergency medicine ultrasound”

▲	Name	Author	Collection	Provider	Time	Popularity	Price
1	Emergency Ultrasound Rotat...	J. Christian Fox, MD	Emergency Medicine - Ultrasound	UC Irvine	56:44	■■■■■■■■■■	GET ▾
2	DVT Ultrasound	J. Christian Fox, MD	Emergency Medicine - Ultrasound	UC Irvine	36:56	■■■■■■■■■■	GET ▾
3	Abdominal and Renal Ultra...	J. Christian Fox, MD	Emergency Medicine - Ultrasound	UC Irvine	40:45	■■■■■■■■■■	GET ▾
4	Cardiovascular Ultrasound	J. Christian Fox, MD	Emergency Medicine - Ultrasound	UC Irvine	48:47	■■■■■■■■■■	GET ▾
5	Ultrasound Knobology	J. Christian Fox, MD	Emergency Medicine - Ultrasound	UC Irvine	20:03	■■■■■■■■■■	GET ▾
6	Pelvic Ultrasound	J. Christian Fox, MD	Emergency Medicine - Ultrasound	UC Irvine	1:11:19	■■■■■■■■■■	GET ▾
7	Bladder Ultrasound	J. Christian Fox, MD	Emergency Medicine - Ultrasound	UC Irvine	26:51	■■■■■■■■■■	GET ▾
8	Soft Tissue Ultrasound	J. Christian Fox, MD	Emergency Medicine - Ultrasound	UC Irvine	35:48	■■■■■■■■■■	GET ▾
9	Cardiac Ultrasound	J. Christian Fox, MD	Emergency Medicine - Ultrasound	UC Irvine	41:28	■■■■■■■■■■	GET ▾
10	Shoulder Dislocation Ultra...	Brent Becker, MD	Emergency Medicine - Ultrasound	UC Irvine	11:57	■■■■■■■■■■	GET ▾
11	Pediatric Ultrasound	J. Christian Fox, MD	Emergency Medicine - Ultrasound	UC Irvine	44:49	■■■■■■■■■■	GET ▾
12	Keeping Up Airway-Ultra... CLEAN	Keeping Up	Keeping Up with Emergency Medi...	Vanderbilt University	1:19:16	■■■■■■■■■■	GET ▾
13	LP Instructional Video		Emergency Medicine - Ultrasound	UC Irvine	3:23	■■■■■■■■■■	GET ▾
14	The FAST Exam	J. Christian Fox, MD	Emergency Medicine - Ultrasound	UC Irvine	35:41	■■■■■■■■■■	GET ▾
15	Kidney and Bladder	J. Christian Fox, MD	Emergency Medicine - Ultrasound	UC Irvine	35:21	■■■■■■■■■■	GET ▾

iTunes

Podcasts > Science & Medicine > Medicine > Immunology Medical Education and Research Consultants, Inc.



The ABCs of Musculoskeletal Ultrasound

Podcast Description

Since 2004, Dr. Wells has been performing musculoskeletal ultrasound. To date, he has performed more than 3,500 ultrasound scans. Since 2006, he has given more than 25 lectures and courses on the use of ultrasound both in the diagnosis and monitoring of diseases in patients with rheumatic diseases and other various musculoskeletal disorders. In 2009, IMERC, in collaboration with GE Healthcare, developed a musculoskeletal ultrasound DVD series...

...More

Subscribe F...

Category: Medicine
Language: English
© & © 2008 Immunology Medical Education
and Research Consultants, Inc.

▲	Name	Time	Released	Popularity	Price
1	Series Introduction	26:06	4/12/10	■■■■■■■■■■	FREE ▼
2	Knobology	7:48	4/11/10	■■■■■■■■■■	FREE ▼

Total: 2 Episodes

Fetal Ultrasound calculator



Fetal Ultrasound Measurements

Calculation of Gestational Age

First-Trimester 2nd and 3rd Trimesters

Evaluation of Fetal Growth

Estimated Fetal Weight Calculator Graphical Display of Fetal Growth

Evaluation of Amniotic Fluid

Graphical Display of the Amniotic Fluid Index Graphical Display of the Deepest Vertical Pocket

Instructions for Entering Data

Determination of Gestational Age -Head Circumference-

HEAD CIRCUMFERENCE

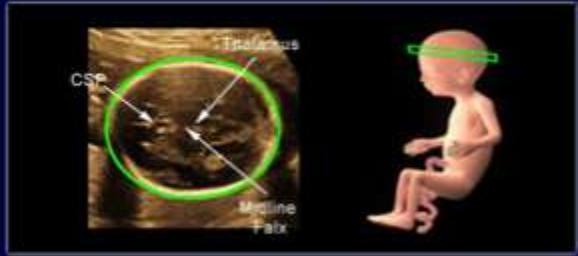
Input in cm

Calculate

Weeks Gestation:

Range of Weeks	\pm 2SD (weeks)
12-18	1 wk 1 d
18-24	1 wks 3 d
24-30	2 wks
30-36	3 wks
36-42	2 wks 5 d

Hadlock et al, Radiology, 1984, 152: 497







The head circumference is around the outer skull. The view contains the cavum septum pellucidum (CSP), the thalamus, and the midline falx. This is the same plane as the biparietal diameter.

Reference 2nd & 3rd Trimesters


Skyscape



Available on all major mobile platforms and Windows desktop PC, View All

-  My Account - Login
-  Cart (0 items)
-  Support
-  Chat

- Home
- Products**
- Physicians
- Nurses
- Students
- Institutions
- What's New
- Company



Clinical Resource

Radiology Review Manual

Author(s): Wolfgang Dähnert, M.D.

Publisher: Lippincott Williams & Wilkins

Edition: Based on the 6th edition

[View Screenshots](#) [Free Trial](#)

-- Choose a device/smartphone --

Satisfaction Guarantee

ADD TO CART



The mission of the Society of Ultrasound in Medical Education (SUSME) is to promote the use of ultrasound in medical education through development of educational experiences, research on outcomes, and distribution of results.

The purpose of the SUSME web site is to:

- provide a forum for the exchange of information about the use of ultrasound in medical education

[1st World Congress on Ultrasound in Medical Education:](#)
[in 0 days](#)

News

[New Learning Modules Added](#)

[2009 Annual Meeting](#)



SOCIETY OF Ultrasound IN MEDICAL EDUCATION

Abdomen

Liver

Gallbladder and Biliary Tree Ultrasound

Spleen Ultrasound

Renal Ultrasound

Urinary Bladder and Ureter Ultrasound

Abdominal Aorta Assessment for AAA

IVC Ultrasound

Pelvic

Female Pelvic Ultrasound (Transabdominal)

Urinary Bladder and Ureter Ultrasound

Cardiac

Introduction to Cardiac Ultrasound

LVH Screening in Patients with Systemic Hypertension

Parasternal Short Axis Views

Neck

Thyroid Ultrasound

More modules coming soon!

Education Via Your IPHONE- SonoAccess

•Clinical Specialties

- Emergency Medicine
- Anesthesiology
- Critical Care
- Vascular Access

•System Training

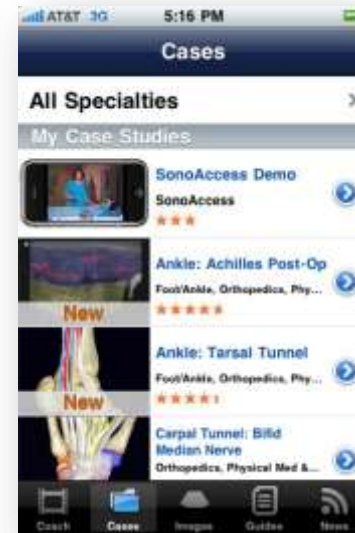
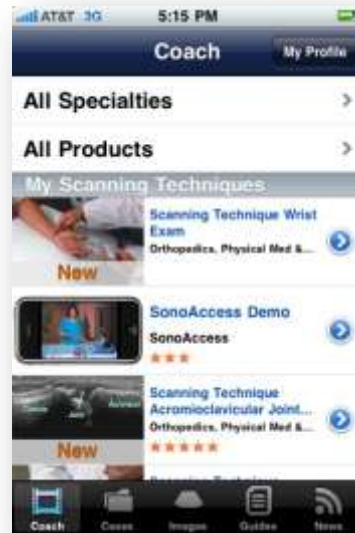
- System Overview
- Getting Started
- Performing an Exam
- Image Export and Review



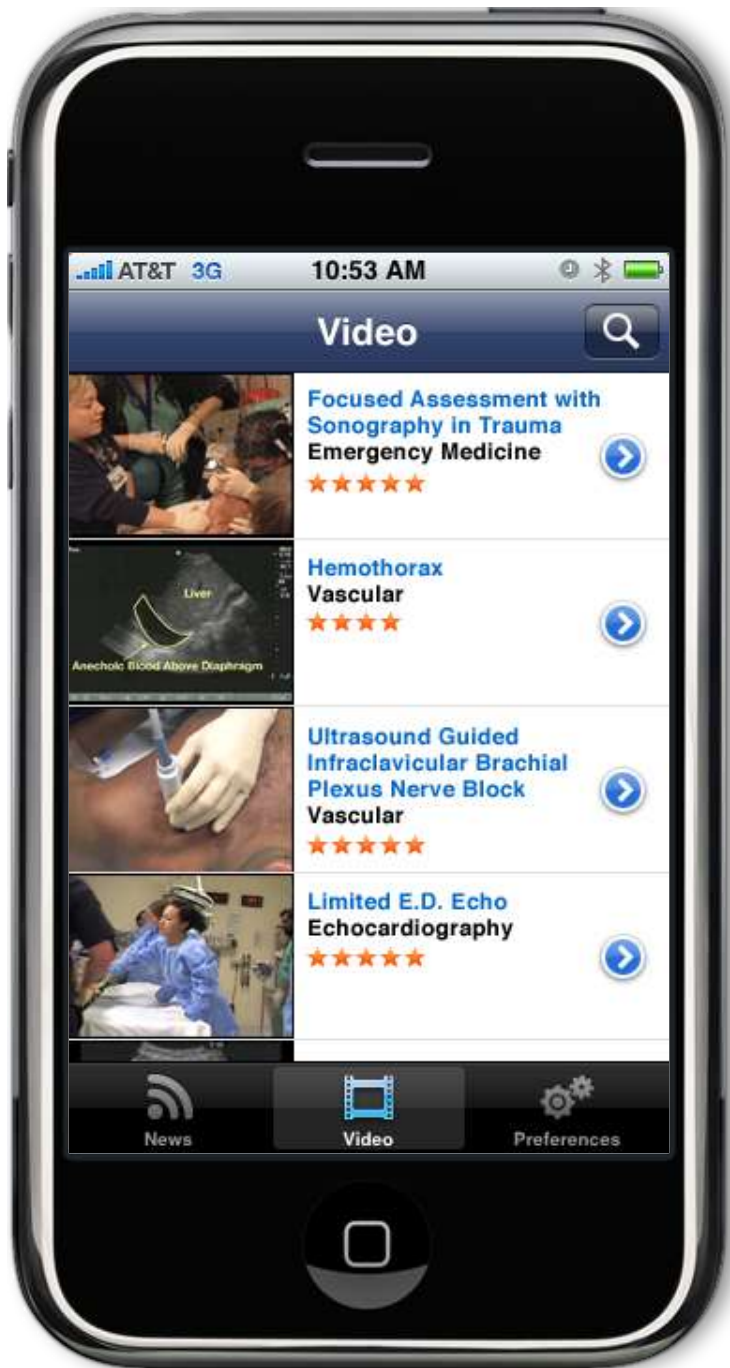


FREE Download
SONOACCESS
APP
From the Apple
Store

1st US iPhone App - SonoAccess



Scanning Technique Videos
Case Studies
Image Gallery
System Guides
SonoSite News



WWW.Sonosite.com

•Virtual Classroom- same videos as on SONOACCESS IPHONE

- Scanning Technique Videos
- Case Studies
- Image Galleries
- References Articles
- System Training
- Physics and Technology

SonoSite is offering 120 specially designed Introductory Visual Medicine Workshops in 2011.

These courses are geared for those medical professionals considering the addition of ultrasound for:

- Acute Point-of-Care Ultrasound
- Ultrasound-Guided Hospital Procedures
- Soft Tissue-Musculoskeletal Ultrasound-Guided Injections
- Ultrasound-Guided Procedures in Pain Management
- Ultrasound-Guided Peripheral Nerve Blocks
- Ultrasound in Primary Care

2011 Visual Medicine Workshop Regional Schedule

WEST	MIDWEST	SOUTH CENTRAL	NORTHEAST	MID ATLANTIC	SOUTH ATLANTIC
SAN DIEGO May 21 Acute Care Peripheral Nerve Blocks May 22 Soft Tissue-MSK Injections Primary Care	CHICAGO March 19 Acute Care Peripheral Nerve Blocks March 20 Soft Tissue-MSK Injections Primary Care	NASHVILLE March 5 Acute Care Peripheral Nerve Blocks March 6 Soft Tissue-MSK Injections Primary Care	MANHATTAN February 12 Acute Care Peripheral Nerve Blocks February 13 Soft Tissue-MSK Injections Primary Care	PHILADELPHIA March 12 Acute Care Hospital Procedures March 13 Soft Tissue-MSK Injections Primary Care	MIAMI January 28 Acute Care Hospital Procedures January 29 Soft Tissue-MSK Injections Peripheral Nerve Blocks
PHOENIX June 4 Acute Care Peripheral Nerve Blocks June 5 Soft Tissue-MSK Injections Primary Care	INDIANAPOLIS April 30 Peripheral Nerve Blocks Pain Management May 1 Soft Tissue-MSK Injections Primary Care	NEW ORLEANS March 26 Acute Care Peripheral Nerve Blocks March 27 Soft Tissue-MSK Injections Primary Care	MANHATTAN June 25 Acute Care Hospital Procedures June 26 Soft Tissue-MSK Injections Primary Care	PITTSBURGH September 17 Acute Care Hospital Procedures September 18 Soft Tissue-MSK Injections Primary Care	CHARLOTTE February 26 Acute Care Peripheral Nerve Blocks February 27 Soft Tissue-MSK Injections Primary Care
SAN FRANCISCO June 11 Acute Care Peripheral Nerve Blocks June 12 Soft Tissue-MSK Injections Primary Care	ST. LOUIS August 20 Acute Care Hospital Procedures August 21 Soft Tissue-MSK Injections Primary Care	HOUSTON May 14 Acute Care Hospital Procedures May 15 Soft Tissue-MSK Injections Primary Care	BOSTON July 23 Acute Care Hospital Procedures July 24 Soft Tissue-MSK Injections Primary Care	WASHINGTON, DC October 1 Acute Care Peripheral Nerve Blocks October 2 Soft Tissue-MSK Injections Primary Care	ORLANDO July 9 Acute Care Peripheral Nerve Blocks July 10 Soft Tissue-MSK Injections Primary Care
LOS ANGELES July 30 Acute Care Peripheral Nerve Blocks July 31 Soft Tissue-MSK Injections Primary Care	CHICAGO August 27 Acute Care Peripheral Nerve Blocks August 28 Soft Tissue-MSK Injections Primary Care	DALLAS September 10 Acute Care Pain Management September 11 Soft Tissue-MSK Injections Primary Care	LONG ISLAND September 24 Acute Care Peripheral Nerve Blocks September 25 Soft Tissue-MSK Injections Primary Care	BALTIMORE November 19 Acute Care Peripheral Nerve Blocks November 20 Soft Tissue-MSK Injections Primary Care	ATLANTA August 13 Acute Care Peripheral Nerve Blocks August 14 Soft Tissue-MSK Injections Primary Care
SEATTLE August 6 Acute Care Pain Management August 7 Soft Tissue-MSK Injections Primary Care	MINNEAPOLIS October 8 Acute Care Peripheral Nerve Blocks October 9 Soft Tissue-MSK Injections Primary Care	HOUSTON November 5 Acute Care Hospital Procedures November 6 Soft Tissue-MSK Injections Primary Care			
LAS VEGAS November 12 Peripheral Nerve Blocks Pain Management November 13 Soft Tissue-MSK Injections Primary Care	DETROIT October 22 Acute Care Peripheral Nerve Blocks October 23 Soft Tissue-MSK Injections Primary Care	SAN ANTONIO December 3 Acute Care Hospital Procedures December 4 Soft Tissue-MSK Injections Primary Care			

Register at www.sonosite.com/visualmedicine or call 1.877.951.7483

Mobisante



Courtesy of David Zar

Mobisante



22 WEEK FETUS HEAD



BIFURCATED CAROTID



BLADDER



KIDNEY

Android apps



TYPE

Android Apps

Books

PRICE

No filter

Free

Paid

SORT BY

Relevance

Newest

About 392 results



Ultrasound in Medicine

FRANCIS A. DUCK, ANDREW CHARLES BAKER, H. C.

STARRITT

★★★★★ (1)

\$159.96 BUY

Ultrasound in Medicine is based on the invited lectures presented at the 1997 Mayneord Phillips Summer School.



Analytical Applications Of Ultrasound


M. D. LUQUE DE CASTRO, F. PRIEGO CAPOTE

★★★★★ (1)

\$203.20 BUY

Analytical Applications of Ultrasound lays the foundations for practicing analytical chemists to consider ways of exploiting ultrasound energy in their research ...

Android apps




Musculoskeletal Ultrasound: Anatomy And Technique

JOHN O'NEILL

\$119.20 BUY

Musculoskeletal Ultrasound: Anatomy and Technique tackles the fundamentals of ultrasound, from physics, artifact recognition and essential anatomy to current ...




Basics Of Biomedical Ultrasound For Engineers

HAIM AZHAR

\$89.99 BUY

This book is meant to be "my first book on biomedical ultrasound" for anyone who is interested in the field.



Ultrasound Of The Musculoskeletal System

STEFANO BIANCHI, CARLO MARTINOLI, A.L. BAERT

\$279.20 BUY

This book will acquaint beginners with the basics of musculoskeletal ultrasound, while more advanced sonologists and sonographers will learn new skills, means ...



Endobronchial Ultrasound: An Atlas And Practical Guide

ARMIN ERNST

\$103.20 BUY

All the authors of Endobronchial Ultrasound: An Atlas and Practical Guide have helped to establish the field, are well published and have taught multiple ...

Conclusions

- As technology has improved, the mobility of ultrasound in medicine has become revolutionized.
- Ultrasound apps allow wider use and flexibility of both diagnostic and learning tools.
- As the number of mobile devices (iPad, Playbook, etc.) increase, there will be an even greater demand for device-specific apps